

# Creating a *leading* Arabian-Nubian Shield gold producer

KEFI
GOLD + COPPER

**SEPTEMBER 2026**

**CORPORATE PRESENTATION**

## Disclaimer

The information contained in this document ("Presentation") has been prepared by KEFI Gold and Copper plc (the "Company"). While the information contained herein has been prepared in good faith, neither the Company nor any of its shareholders, directors, officers, agents, employees or advisers give, have given or have authority to give, any representations or warranties (express or implied) as to, or in relation to, the accuracy, reliability or completeness of the information in this Presentation, or any revision thereof, or of any other written or oral information made or to be made available to any interested party or its advisers (all such information being referred to as "Information") and liability therefore is expressly disclaimed. Accordingly, neither the Company nor any of its shareholders, directors, officers, agents, employees or advisers take any responsibility for, or will accept any liability whether direct or indirect, express or implied, contractual, tortious, statutory or otherwise, in respect of, the accuracy or completeness of the Information or for any of the opinions contained herein or for any errors, omissions or misstatements or for any loss, howsoever arising, from the use of this Presentation.

This Presentation may contain forward-looking statements that involve substantial risks and uncertainties, and actual results and developments may differ materially from those expressed or implied by these statements. These forward-looking statements are statements regarding the Company's intentions, beliefs or current expectations concerning, among other things, the Company's results of operations, financial condition, prospects, growth, strategies and the industry in which the Company operates. By their nature, forward-looking statements involve risks and uncertainties because they relate to events and depend on circumstances that may or may not occur in the future. These forward-looking statements speak only as of the date of this Presentation and the Company does not undertake any obligation to publicly release any revisions to these forward-looking statements to reflect events or circumstances after the date of this Presentation.

This Presentation should not be considered as the giving of investment advice by the Company or any of its shareholders, directors, officers, agents, employees or advisers. Each party to whom this Presentation is made available must make its own independent assessment of the Company after making such investigations and taking such advice as may be deemed necessary.

**Note:** All references to $ within this Presentation refer to US dollars. Due to rounding, numbers presented throughout this Presentation and other documents may not add up precisely to the totals provided and percentages may not precisely reflect the absolute figures.

## Serious Security Incident

On 4 September 2026 the Company's old exploration camp at Tulu Kapi was attacked and our beloved colleague Daniel Kitila Kelbessa killed along with other civilians and security police. We can confirm that all civilian hostages were released in the following week in good health.

The Company is grieving, taking stock of the situation and reviewing the development plan which will obviously be extended by a number of months, depending upon the results of the review.

One aspect which will be re-emphasized during the initial phase of this "schedule re-set" is to intensify community consultations to reinforce maximum transparency and alignment.

KEFI's mission has always been to cost-effectively discover or acquire economic mineralisation and to follow through with responsible mine development and production in compliance with local laws and international best practice.

Our Environmental and Social Impact Assessment and our Development Plan have for years been publicly available documents. We proudly comply with the Ethiopian regulations and the highest international standards, including the World Bank International Finance Corporation Performance Standards and Equator Principles.

Our activities so far include design and procurement by Lycopodium, a global leader in minerals processing, having built such infrastructure in all continents except Antarctica. And at site we have commenced building roads, electricity connection, water supply, school and housing for the community

Our performance is independently monitored by local and international experts and, because of this serious security incident, we will further intensify the community briefings and reporting.

# Corporate Strategy

***Focused on creating a leading Arabian-Nubian Shield gold producer, anchored on the Tulu Kapi Gold Project in western Ethiopia***

### Build Tulu Kapi, Ethiopia's first modern Tier-1 gold mine

KEFI's 86%-owned open pit in western Ethiopia is under construction, for production from 2028, with specific scheduling being updated now

### Organic upside at Tulu Kapi funded by cash flow

Open-pit cash flow funds the underground mine, a 2.38Mt inventory at 3.30g/t, lifting combined steady-state output to 180koz per annum[1]

### Hold low-cost optionality in Saudi Arabia

13% of GMCO, the Saudi JV with ARTAR: a first-stage decision at Jibal Qutman targeted for H2 2026 on c. $100m capex, with Hawiah to follow

### Reload the exploration pipeline

A re-assembled team is prioritising new Ethiopian licences, alongside GMCO's 16-licence Saudi portfolio and its JVs with Hancock and AJ Lan

### Deliver to international standards

IFC-standard resettlement at Tulu Kapi, with 100% of Phase 1 compensation agreements complete. Tulu Kapi Charitable Endowment

## Arabian-Nubian Shield opportunity

**Endowment**

A Neoproterozoic belt well endowed with world-class gold deposits, yet still relatively under-explored

**Investment**

Saudi minesite exploration budgets rose from $21m in 2022 to $146m in 2025, with 72% directed at gold

**Policy**

Mining is a pillar of Vision 2030 and Saudi mineral wealth is now estimated at over $2.4trn, up 90% since 2016.

Tulu Kapi holds Ethiopian Strategic Project status

**Early-mover position**

Focused on the Shield since 2006 and in Saudi Arabia since 2008: 1.7Moz of gold at Tulu Kapi and 3.5Moz gold-equivalent at GMCO

*1. Combined steady-state production per the Tulu Kapi Underground Mine Development Plan (27 August 2026). Source: KEFI Tulu Kapi Underground Mine Development Plan (27 August 2026); KEFI Investor Update Presentation (7 April 2026); KEFI AGM Statement (30 June 2026); KEFI Operational Update (4 August 2026); S&P Global Market Intelligence, Vision 2030: How mining could power Saudi Arabia's new economy (January 2026)*

# Leadership Team



### Harry Anagnostaras-Adams
Executive Chairman & CEO

- Founder or co-founder of Citicorp Capital Investors Australia, investment company Pilatus Capital, Devex, Doral, Gympie Gold, Australian Gold Council and Atalaya Mining
- Focused on the Arabian-Nubian Shield since 2006 via KEFI and Cyprus-based Semarang Enterprises. He has overseen a number of successful start-ups in those. He qualified as a Chartered Accountant early in his career while working with PWC



### John Leach
Financial Director

- Over 30 years' experience in senior executive positions in the mining industry internationally. Mr. Leach has served on the Board Atalaya Mining and is a former Chairman of the boards of Australian-listed Pancontinental Oil and Gas NL., Resource Mining Corporation and Gympie Gold
- Mr. Leach qualified as a Chartered Accountant in Australia and in Canada and was a Fellow of the Australian Institute of Directors



### Eddy Solbrandt
Chief Operating Officer

- Eddy began his career in the mining industry in 1986 and has worked in open cut and underground mines, Australia, New Zealand, USA, Canada, Mexico, UK, Ukraine, Russia, Kazakhstan, Indonesia, Thailand, South Africa, Mozambique and Namibia
- Eddy is founder of GPR Dehler, an independent, international management consultancy which specialises in organisational development and productivity improvement for mining companies globally

## Non-Executive Directors

### Alistair Clark
Senior Independent Director



### Maleda Bisrat
Non-Executive Director



### Addis Alemayehou
Non-Executive Director



### Danny Callow
Non-Executive Director



# Corporate Structure

***Institutionally anchored register, preparing for a transfer to the Main Market of the London Stock Exchange***

## Capital structure (AIM: KEFI)

| | |
|---|---|
| Ordinary shares in issue | **13,772,018,660** |
| Options and warrants (0.6p to 1.3p) | **125,664,861** |
| Share price | **0.8p** |
| Market capitalisation | **£110m / US$143m** |
| 12-month trading range | **0.64p to 1.94p** |
| Average daily volume (65 days) | **50m shares** |
| Shares not in public hands | **3.3%** |

**Main Market transfer being prepared, with Stifel appointed as sponsor, broadening index and institutional eligibility**

## Shareholder register

T.RowePrice® · RUFFER · PREMIER MITON ORIGINAL THINKING · Konwave AG · PHOENIX GOLD FUND · RAB CAPITAL

**Directors, employees and PDMRs hold 3.3%**, equal to the shares not in public hands

**A deep retail base sits alongside the institutions**, with Hargreaves Lansdown and Interactive Investor nominees together holding 34.0% of the register

## Advisers

**Nominated Adviser:** SP Angel Corporate Finance

**Financial Adviser, Joint Broker and Sponsor:** Stifel Nicolaus Europe

**Joint Broker:** Tavira Financial

**Auditor:** BDO

**Financial PR and Investor Relations:** IFC Advisory - UK & 3PPB – North America

## Research coverage

SP A.

**Orior Capital**

Independent peer benchmarking

*1. Sharemarket data and Shares in Issue as at 18 September 2026. . Free float as disclosed at 21 April 2026. Source: KEFI Result of AGM and Total Voting Rights (30 June 2026); KEFI capital structure disclosure.*

# Our Portfolio

***Three advanced assets across the Arabian-Nubian Shield, spanning construction, development decision and feasibility***

## TULU KAPI GOLD PROJECT

**Ethiopia | 86% | In construction**

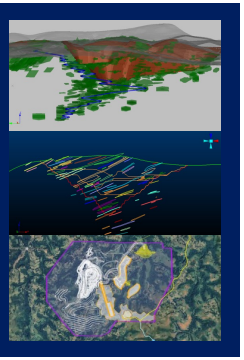

1.05Moz Probable Ore Reserve within 1.7Moz of Resources

2.1g/t in the open pit and 5.6g/t underground

180koz per annum combined at an AISC of $1,100-1,300/oz at $3,000-5,000/oz gold

US$400m mining contract with BCM; Lycopodium on EPCM

Timing of full production 2028 and final model being updated

## JIBAL QUTMAN GOLD PROJECT

**Saudi Arabia | 13% via GMCO | Development decision**



0.9Moz gold resource, near-surface and oxide-dominated

Decision targeted H2 2026 on circa $100m of capex

24-month build, then GMCO self-funds the ramp-up

## HAWIAH COPPER-GOLD PROJECT

**Saudi Arabia | 13% via GMCO | Feasibility**



2.6Moz gold-equivalent copper-gold-zinc-silver resource

Top 10% of VMS deposits globally by total tonnage

Open pit and CIL first, then the polymetallic mine

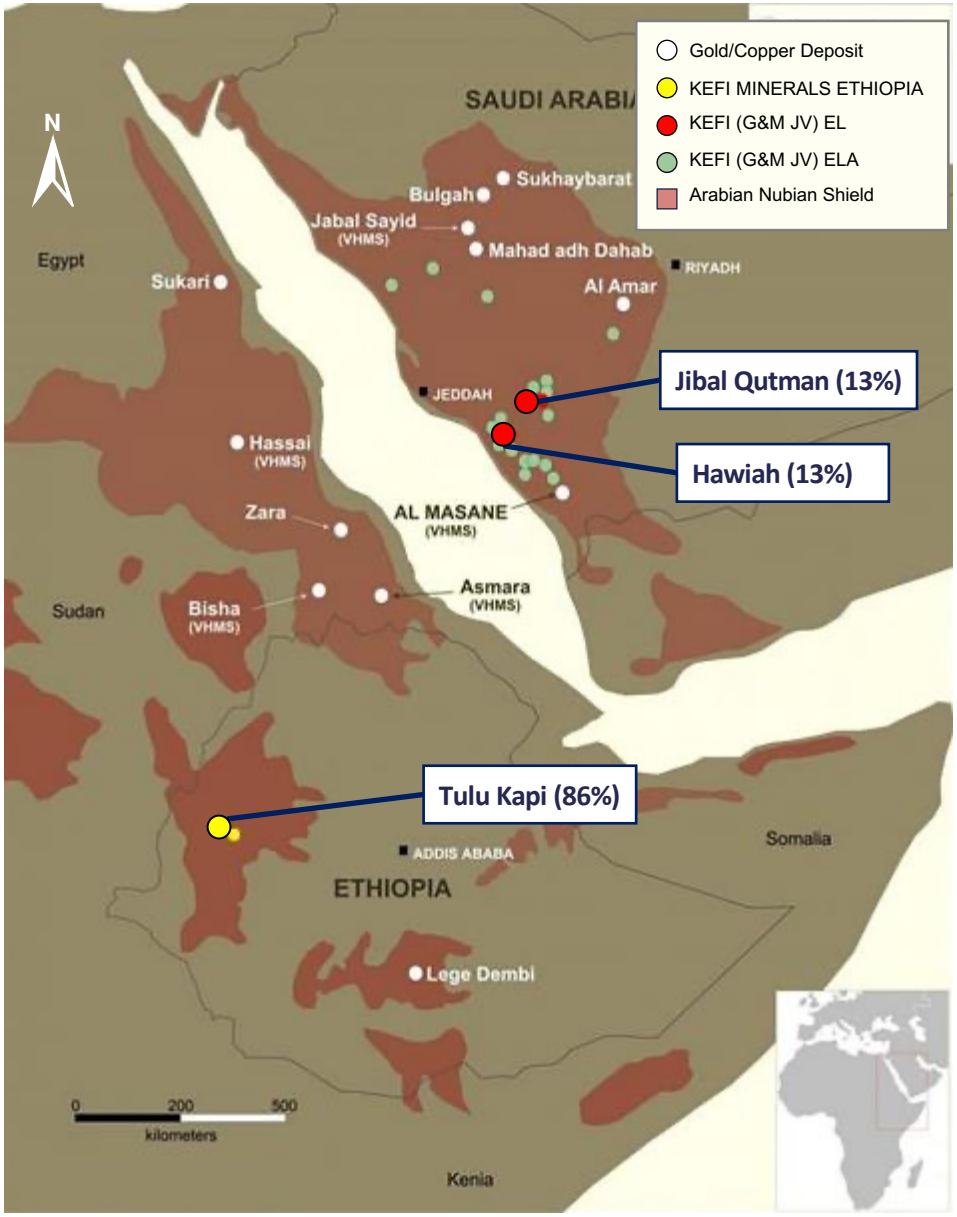


*1. JORC-compliant Ore Reserves and Mineral Resources; Saudi gold-equivalent resources indicative only. Source: KEFI Investor Update Presentation (7 April 2026), AGM Statement (30 June 2026) and Operational Update (4 August 2026)*

# Tulu Kapi Project

***A high-grade open pit with underground upside, targeting full production from 2028 . Detailed schedule and financial model now being updated***

**7 to 8 years**
Combined open-pit and underground mine life

**180koz pa**
Combined steady-state production

**$1,100-1,300/oz**
Combined AISC at $3,000-5,000/oz gold

**$526m**
Average EBITDA, first three years[2]

**1.05Moz**
Probable Ore Reserve at 2.12g/t

**1.7Moz**
Total Mineral Resources

**2.0Mtpa**
Nameplate CIL plant throughput

**93.8%**
Gold recovery

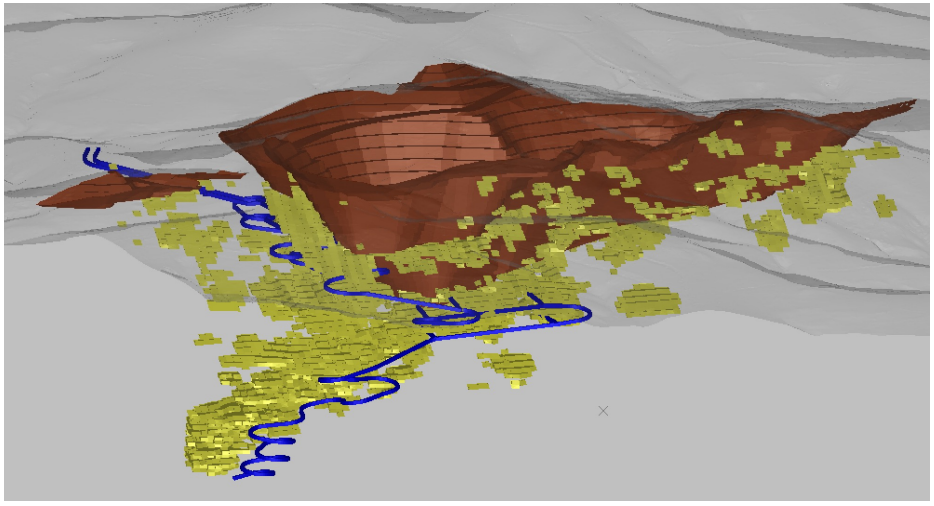

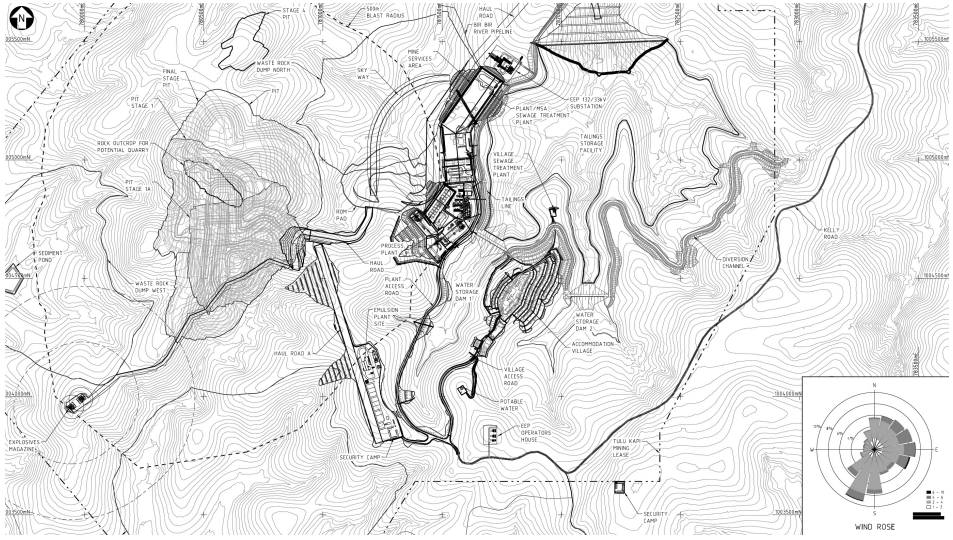


*1. Combined production, mine life and AISC per the Tulu Kapi Underground Mine Development Plan (27 August 2026); AISC stated at gold prices of $3,000-5,000/oz. 2. Average EBITDA as disclosed at $4,000/oz. Physical parameters per the 2025 Business Plan*

# Tulu Kapi Benchmarking

***KEFI trades at a fraction of developer and producer enterprise values per ounce of annual production. These benchmarks being updated.***

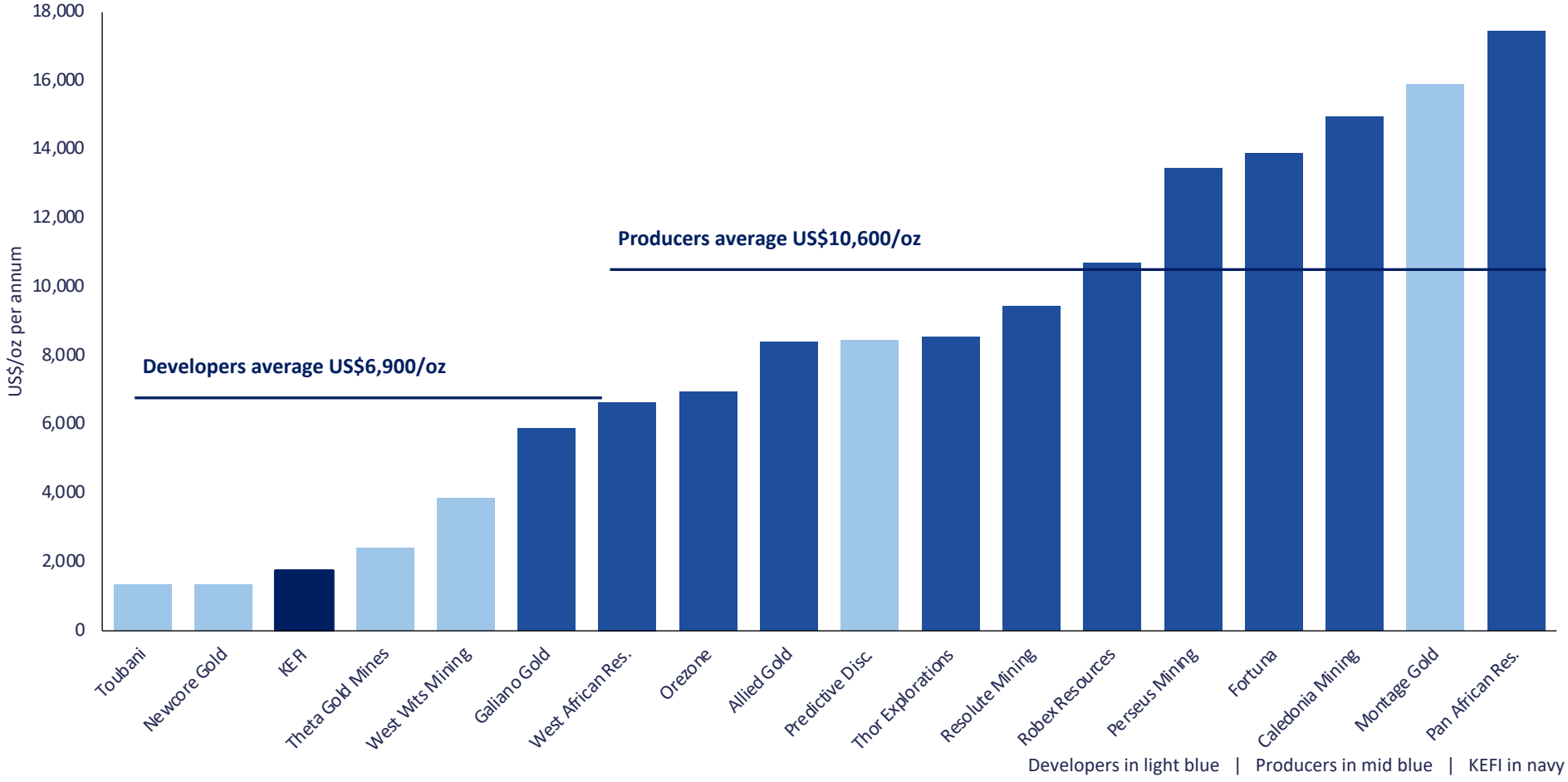


*1. Enterprise value per ounce of annual production. Peer values digitised from the benchmarking chart published in KEFI's Investor Update Presentation (7 April 2026), prepared by Orior Capital, March 2026; peer averages are as published. Developers shown in light blue, producers in mid blue, KEFI in navy. To be refreshed before use*

# Tulu Kapi In Construction

**Community resettlement**

Phase 1 RAP well advanced

100% agreed, 90% paid

Phase 2 preparation begun

**Plant procurement**

50%+ of major equipment ordered

SAG mill and long-lead items secured

**Contractors and works**

Lycopodium, EEP, ERA and BCM on site or mobilizing around phased house building

Substation, road and housing being built

**Financing and ESG**

Extra funding being arranged at local level after the H1 2026 raise

Debt drawdown remains in order but schedule being re-set

Endowment initiatives launched

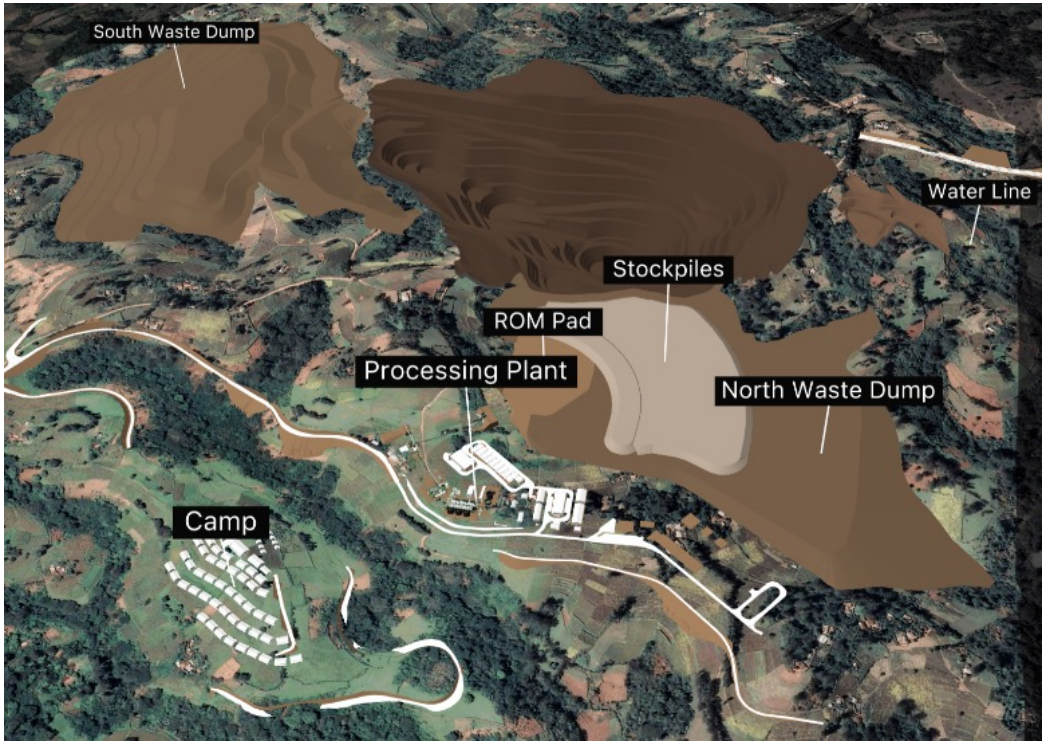


*Planned Tulu Kapi site layout*

**The Development Schedule is being reviewed due to the serious security incident in September 2026, and we will seek to minimize change from the previously targeted commissioning from late 2027, full production from mid-2028**

# Tulu Kapi Consultants

***Tulu Kapi signed off by leading experts for the international syndicate***

**EPCM Contractor**

Lycopodium

**Due Diligence**

BEHRE DOLBEAR

micon INTERNATIONAL LIMITED | mineral industry consultants

**Financial Model**

ENDEAVOUR

**Security**

constellis

**Resources & Reserves**

SNOWDEN Optiro

**Environment & Social**

SLR

**Industry Comparatives**

**Orior Capital**

*Source: KEFI Company materials*

# Saudi Assets and History

***Two discoveries since 2008, now held through a 13% shareholding in GMCO alongside majority partner ARTAR***

**Mid-2008** — KEFI team begins evaluating Saudi joint ventures and prospects

**2009** — GMCO formed with ARTAR, KEFI as technical partner

**2012** — Jibal Qutman exploration licence granted

**2015** — Jibal Qutman resource passes 700koz of gold

**Sep 2019** — Drilling starts at Hawiah, delineating a VMS system

**2022** — Work recommences after the regulatory overhaul

**Feb 2025** — Updated resources: 902koz at Jibal Qutman, 36.2Mt at Hawiah

**2026** — JV secured with Hancock and AJ Lan, Jibal Qutman DFS in review

## Joint venture partners and structure

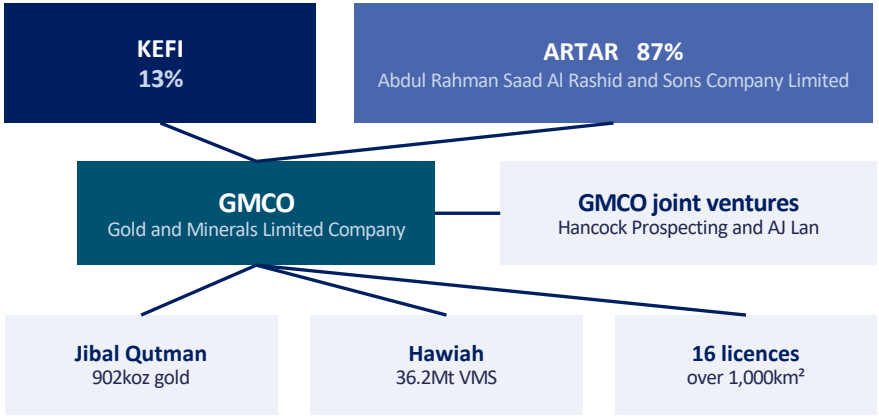


**Hancock Prospecting** joint ventures with GMCO over additional ground, securing the Al Hajar North belt; AJ Lan JV also formalised

**KEFI's role:** GMCO run by its own management team, with oversight by Technical Committee of Board

## Development sequencing

1. **Jibal Qutman Stage 1**
   Oxide open pit and CIL. Investment decision targeted H2 2026 on circa $100m of capex, over a 24-month build

2. **Hawiah Stage 1**
   Oxide open pit and CIL expected to follow, with the Umm Hijlan licence increasing by 80% the strike length under study

3. **Sulphide development**
   Jibal Qutman Stage 2 and the Hawiah underground system, funded from self-funding, project finance and perhaps joint ventures

**Funded independently of Tulu Kapi, through project finance, joint ventures and non-ownership-dilutive structures**

*Source: KEFI Saudi Arabia Update (30 April 2026); KEFI Operational Update (4 August 2026); KEFI AGM Statement (30 June 2026); KEFI project disclosures*

# Hawiah

***A top-three Saudi base metals project, discovered in 2019 and advancing through feasibility***

## Highlights

**A greenfield discovery made in 2019**, now one of the top three base metal projects in Saudi Arabia

**Combined Hawiah and Al Godeyer resources of 38.2Mt**, of which 84% is in the Indicated category

**Mineralisation is continuous over a 5km strike** to 740m vertical depth, in two principal lodes

**The Umm Hijlan licence** potentially extends the known mineralised strike from 5km to 9km

**Near-term resource growth** from Al Godeyer, the Crossroads extension, the Central Zone and the new Abu Salal discovery

**PFS completed in 2023**, with the definitive feasibility study now in progress

| 315,500t | 320,600t | 822,900oz | 12.1Moz |
|---|---|---|---|
| Contained copper | Contained zinc | Contained gold | Contained silver |

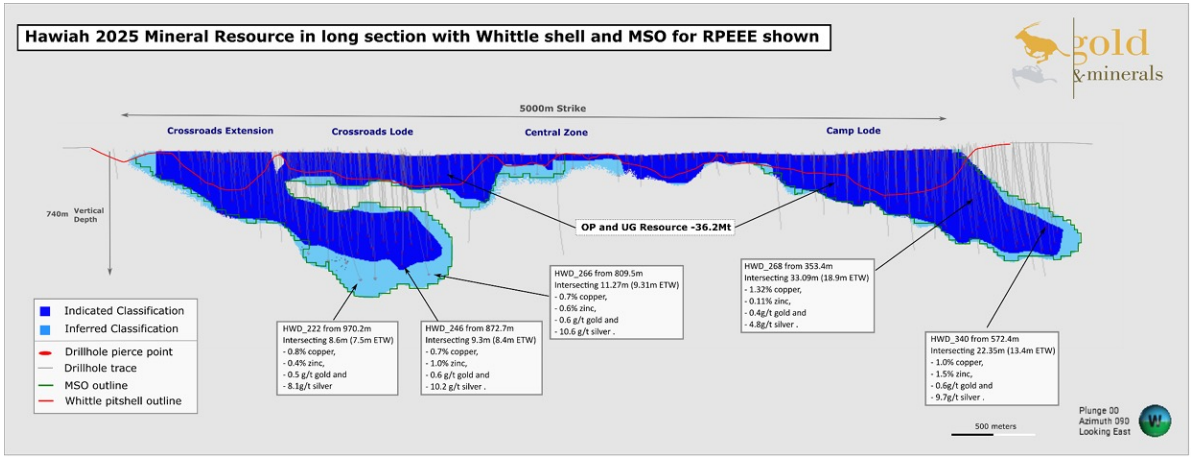


*Hawiah 2025 Mineral Resource in long section, with Whittle shell and mine stope optimiser outlines*

**Open pit and CIL first, then the polymetallic underground mine, developed through GMCO**

*1. Contained metal is for the combined Hawiah and Al Godeyer deposits, totalling 38.2Mt of JORC-compliant Mineral Resources; the Hawiah deposit alone stands at 36.2Mt. Source: KEFI Saudi Arabia Update (30 April 2026); KEFI Hawiah project disclosures; KEFI Company materials*

# Jibal Qutman

***A near-surface orogenic gold project, first in line for development within GMCO***

## Highlights

**A near-surface, oxide-dominated orogenic gold deposit**, similar in physical scale to Tulu Kapi but lower in grade and strip ratio

**Discovered by GMCO after the licence was granted in 2012**, with work suspended in 2016 during a regulatory overhaul and the site re-accessed in late 2022

**Three exploration licences covering 270km²**, with exploration continuing on the mining licence application area

**The new Asfingia discovery** returned 13.9m at 7.9g/t and 25.5m at 1.9g/t gold, inside the proposed mining licence area

**The feasibility study** is establishing the viability of starting production while exploration extends mine life and output

| 902koz | 37.0Mt at 0.76g/t | 270km² | H2 2026 |
|---|---|---|---|
| Contained gold | JORC Mineral Resource | Licence area | Investment decision targeted |

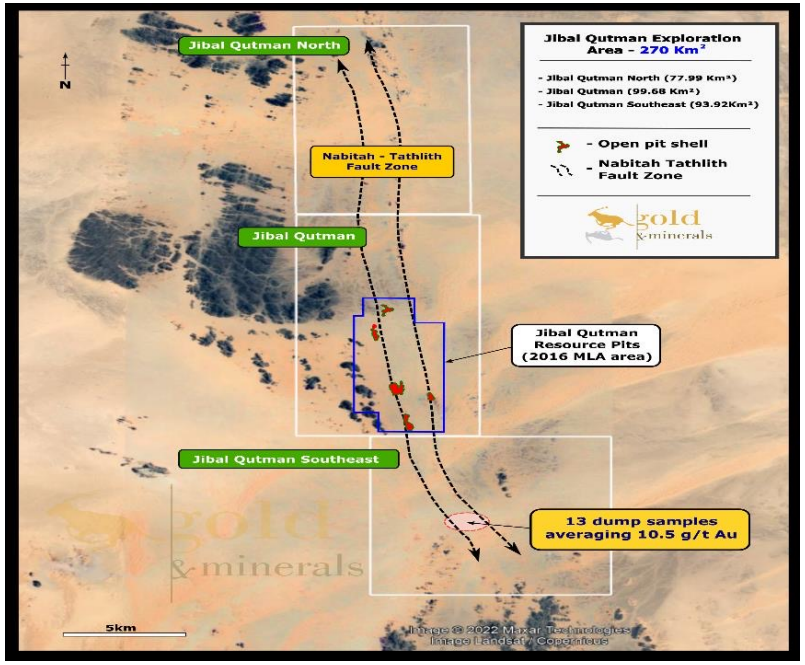


*Jibal Qutman exploration area, showing the resource pits within the 2016 mining licence application area*

**DFS under third-party review and a mining licence application lodged, ahead of GMCO's first development decision**

*Source: KEFI Saudi Arabia Update (30 April 2026); KEFI Operational Update (4 August 2026); KEFI AGM Statement (30 June 2026); KEFI Company materials*

# KEFI endeavours to be a Best-in-Class local partner

***Government partnership at every level in Ethiopia and Saudi Arabia, alongside a funded and independent community endowment***

### Ethiopia: government partnership

**US$20m of equity** into TKGM from the Federal and Regional Governments and the Sovereign Fund

**Government funding** the power line, external roads and part of resettlement, taking its stake towards 15-20%

**Regulatory protections agreed**, including protection from fiscal changes and exemptions from exchange control

**Strategic Project status**, carrying priority regulatory processing and logistics service

**Ground-breaking** led by the Prime Minister and the President of Oromia in February 2026

### Saudi Arabia: government alignment

**Aligned with Vision 2030**, with ARTAR as majority shareholder and KEFI as technical partner

**ARTAR plays a vital role** in dealings with the Ministry of Industry and Mineral Resources

**Work recommenced in 2022** following encouragement from the Saudi authorities

**16 exploration licences secured**, with a mining licence application lodged at Jibal Qutman

### Local communities

**The Tulu Kapi Charitable Endowment** to be funded from a percentage of revenue and operates independently

**First initiatives launched in 2026**: plant nurseries supporting rehabilitation, and local agricultural projects

**Resettlement to IFC standards**, with 100% of Phase 1 compensation agreements complete

**A Livelihood Restoration Plan** run with external specialists, with assistance for every household

**Tulu Kapi School**, years 1 to 12, donated by KEFI

**Considering an Expanded and Expedited Program**



*KEFI leadership with Ethiopian Government representatives*

### Alignment is the operating model, not an afterthought

KEFI's approach is to maximise Ethiopianisation across shareholders, board, personnel, community and all levels of operation. The Tulu Kapi Charitable Endowment is designed to align stakeholders with the development schedule

*Source: KEFI Tulu Kapi Gold Project Overview (March 2025); KEFI Operational Update (4 August 2026); KEFI Saudi Arabia Update (30 April 2026); KEFI Investor Update Presentation (7 April 2026); KEFI Saudi Arabia project disclosures*

# Catalysts

***From debt drawdown in the next months through first gold in 2028 to a second mine in 2029***

| H2 2026 | 2027 | 2028 | 2029 and beyond |
|---|---|---|---|
| Project debt schedule refreshed along with updated development schedule | Bulk earthworks, civil works and plant installation | Full production from 2028 | First stope ore and ramp-up to steady-state stoping |
| Jibal Qutman final investment decision | Underground engineering works complete in Q4 | Underground decline development starts, with trial production | Infill and extensional drilling, with an updated Mineral Resource |
| Ethiopian exploration licences granted | | Hawiah Stage 1 decision expected to follow | Sulphide development at Jibal Qutman Stage 2 and Hawiah |
| Underground engineering works begin | | | |

Tulu Kapi | Saudi Arabia and GMCO | Corporate and exploration | Production milestones

**Running alongside**

Ore Reserves are being updated, targeting 200koz per annum for more than ten years, and KEFI is taking independent advice on the optimization of its 13% GMCO holding

*Source: KEFI Operational Update (4 August 2026); KEFI AGM Statement (30 June 2026); KEFI Tulu Kapi Underground Mine Development Plan (27 August 2026); KEFI Saudi Arabia Update (30 April 2026); KEFI Investor Update Presentation (7 April 2026)*

# Investment Highlights

***A high-grade developer moving into production, with the upside still unpriced***

**1**

### High-quality assets

High-grade ounces with upside in a premier metallogenic shield: 1.05Moz of Probable Ore Reserves within 1.7Moz of Resources at Tulu Kapi, and 3.5Moz gold-equivalent across the GMCO portfolio

**2**

### The right team and partners for development

Lycopodium on EPCM and BCM on a US$400m mining contract, with Snowden Optiro, SLR, Behre Dolbear and Micon signing off the technical work for the international syndicate

**3**

### Graduating to the Main Market

Comprehensive corporate governance review, in preparation for transfer from AIM to the Main Market of the London Stock Exchange, with Stifel as sponsor

**4**

### Re-rating potential

KEFI trades at < 0.10x P/NAV against a peer group average of 0.57x, with a small book value carried on the 13% GMCO stake

**5**

### Organic upside from assets and exploration

A second mine at Tulu Kapi lifts combined output to 180koz per annum and remains open at depth; Saudi growth is self-funded through GMCO; and a re-assembled exploration team is prioritising new licences

*Source: KEFI Tulu Kapi Underground Mine Development Plan (27 August 2026); KEFI Operational Update (4 August 2026); KEFI AGM Statement (30 June 2026); KEFI Saudi Arabia Update (30 April 2026); KEFI Investor Update Presentation (7 April 2026); LSE Gold Producer and African Developer peer group P/NAV analysis, March 2026*

# Reserves & Resources

***Mineral Resources are inclusive of Ore Reserves. Mineral Resources and Ore Reserves were estimated using the guidelines of JORC Code (2012)***

## Tulu Kapi

### Resources - 1.72Moz of contained gold at 2.65g/t

| Resource Category | Area | Tonnes (millions) | Gold (g/t) | Contained Gold (Moz) |
|---|---|---|---|---|
| Indicated | Above 1,400m RL | 17.7 | 2.49 | 1.42 |
| Inferred | | 1.3 | 2.05 | 0.08 |
| **Sub-Total** | | **19.0** | **2.46** | **1.5** |
| Indicated | Below 1,400 RL | 1.1 | 5.63 | 0.20 |
| Inferred | | 0.1 | 6.25 | 0.02 |
| **Sub-Total** | | **1.2** | **5.69** | **0.22** |
| Indicated | Overall | 18.8 | 2.67 | 1.62 |
| Inferred | | 1.4 | 2.4 | 0.10 |
| **Total** | | **20.2** | **2.65** | **1.72** |

### Reserves - 1.05Moz of contained gold at 2.12g/t

| Reserve Category | Cut-off g/t gold) | Tonnes (millions) | Gold (g/t) | Contained Gold (Moz) |
|---|---|---|---|---|
| Probable – High Grade | 0.90 | 12.0 | 2.52 | 0.98 |
| Probable – Low grade | 0.50-0.90 | 3.3 | 0.73 | 0.08 |
| **Total** | | **15.4** | **2.12** | **1.05** |

## Hawiah Cu-Au VMS

| Class | Mining Type | Material Type | Tonnes (Mt) | Grade Cu (%) | Zn (%) | Au (g/t) | Ag (g/t) |
|---|---|---|---|---|---|---|---|
| Open Pit | | | 12.7 | 0.85 | 0.83 | 0.81 | 10.8 |
| Total Indicated | Underground | | 17.8 | 0.85 | 0.91 | 0.56 | 9.9 |
| All | | | 30.5 | 0.85 | 0.88 | 0.67 | 10.3 |
| Open Pit | | | 0.01 | 1.18 | 1.14 | 0.65 | 9.6 |
| Total Inferred | Underground | | 5.7 | 0.69 | 0.74 | 0.51 | 8.4 |
| All | | | 5.7 | 0.69 | 0.74 | 0.51 | 8.4 |
| Open Pit | | | 12.7 | 0.85 | 0.83 | 0.81 | 10.8 |
| Total Mineral Resource Underground | | | 23.5 | 0.81 | 0.87 | 0.55 | 9.5 |
| All | | | 36.2 | 0.82 | 0.86 | 0.64 | 10 |

## Jibal Qutman Au

| Oxide State | Cut-off grade (g/t) | Classification | Tonnes (Mt) | Au Grade (g/t) | Au (koz) |
|---|---|---|---|---|---|
| Oxide | 0.5 | Indicated | 12.3 | 0.76 | 301 |
| | | Inferred | 1 | 0.52 | 16 |
| | | Subtotal | 13.3 | 0.75 | 318 |
| Sulphide | 0.5 | Inferred | 5.5 | 0.78 | 138 |
| Subtotal | | | 23.7 | 0.77 | 585 |
| Oxide and Sulphide | 0.5 | Indicated | 30.5 | 0.76 | 748 |
| | | Inferred | 6.5 | 0.74 | 154 |
| **Total** | | | **37** | **0.76** | **902** |

*Tulu Kapi Resources were estimated using cut-off grades of 0.45g/t gold above 1,400m RL and 2.50g/t gold below 1,400m RL. (For further information, see KEFI announcement dated 4 February 2015)*
*Hawiah Resources published 18 February 2025*
*Jibal Qutman Resources published 26 February 2025*

# THANK YOU

E: info@kefi-goldandcopper.com

Kefiminerals

KEFI Gold and Copper

kefi-goldandcopper.com

KEFI
GOLD + COPPER